

THE STAGE DOESN'T
MOVE UP AND DOWN

**INSPECTION
CERTIFICATE**

HIGH PRECISION PROFILE PROJECTORS (WITHOUT EDGE DETECTOR)




- Adjust the focus by ascending and descending the projector head, the stage doesn't move up and down
- Maximum workpiece weight 30kg

ISP-AZ3020


OPTIONAL ACCESSORY



lens



rotary table
(glass plate diameter 100mm)



overlay chart (protractor with 1°
graduation, radius with 1mm increment)



holder with clamp




swivel center support



V-block with clamp



50mm reading scale
(check magnification accuracy)











300mm calibration scale (check
magnification accuracy together
with 50mm reading scale or
calibrate measuring accuracy)



demo sample

SPECIFICATION

Code		ISP-AZ3010	ISP-AZ3020	ISP-AZ3025	ISP-AZ3030	ISP-AZ3040
Edge detector		not included				
Lens	magnification	10X (included)	20X (optional)	50X (optional)	100X (optional)	
	view field	Ø30mm	Ø15mm	Ø6mm	Ø3mm	
	working distance	77.7mm	44.3mm	38.4mm	25.3mm	
Max. workpiece height		90mm	90mm	90mm	90mm	
Magnification accuracy		±0.08%				
Image		erect image				
Projector screen		diameter: Ø300mm				
		rotation range: 0°~360°, resolution: 1" or 0.01°				
		reference lines: cross-hairs				
Stage	metal stage size	354×228mm	404×228mm	450×280mm	500×330mm	606×466mm
	glass stage size	210×160mm	260×160mm	306×196mm	321×221mm	450×350mm
	X-Y stage travel range	150×100mm	200×100mm	250×150mm	295×195mm	400×300mm
	resolution	0.5µm				
	accuracy	(3+L/75)µm (L is the measuring length in mm)				
	Z (focus) travel range	100mm				
max. load capacity		30kg				
Illumination		contour illumination: 24V/150W halogen lamp, brightness is adjustable				
		surface illumination: 24V/150W halogen lamp				
Data processing unit	display	X-Y stage travel, screen rotation				
	output	RS232C				
	function	 measure coordinate of point				
		 measure coordinate of line				
		 measure center coordinate, radius of circle with three points				
		 measure distance between two objects				
		 measure angle with four points or two lines				
		 set origin of coordinate				
		 coordinate transform				
 set midpoint of coordinate						
Power supply		110/220V, 50/60Hz				
Dimension (L×W×H)		780×780×1100mm	780×780×1100mm	810×780×1120mm	900×780×1120mm	1040×780×1120mm
Weight		160kg	160kg	180kg	180kg	250kg

STANDARD DELIVERY

Main unit	1 pc
10X lens with half-reflection mirror and oblique illuminator mirror	1 pc
Overlay chart clip	4 pcs
Foot-switch	1 pc
Blue filter	1 pc
Anti-dust cover	1 pc

OPTIONAL ACCESSORY

20X lens with half-reflection mirror and oblique illuminator mirror	ISP-A5000-LENS20X	Swivel center support (for ISP-AZ3010)	ISP-A4500-SUPPORT
50X lens with half-reflection mirror	ISP-A5000-LENS50X	Swivel center support (for ISP-AZ3020/3025)	ISP-A5000-SUPPORT
100X lens with half-reflection mirror	ISP-A5000-LENS100X	Overlay chart	ISP-A5000-CHART
Rotary table (for ISP-AZ3010/3020)	ISP-A5000-TABLE	Holder with clamp	ISP-A5000-VBLOCK
Rotary table (for ISP-AZ3025/3030)	ISP-A5001-TABLE	50mm reading scale	ISP-A5000-SCALE50
Rotary table (for ISP-AZ3040)	ISP-A5003-TABLE	300mm calibration scale	ISP-A5000-RULE
		Demo sample	ISP-A5000-DEMO